



**RECONFIGURABLE SEPARATORS
FEATURE HOOK AND LOOP FASTENERS**





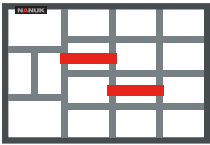
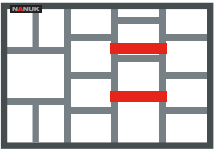
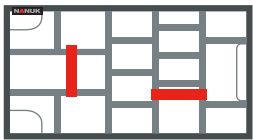
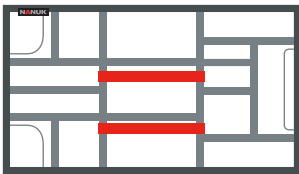
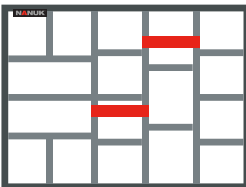

If you require compartmentalized protective organization of your components or equipment, our padded dividers are the right choice. Easily tailored to your needs with repositionable tongue and groove fasteners, our padded dividers are designed to easily organize and protect your equipment.

*Available for NANUK™ 905 – 988 cases.

PADDED DIVIDER SET

- A** 1" | 25mm Thick Nylon Padded Divider Insert
- B** ½" | 13mm Thick Long Dividers
- C** ¼" | 6mm Thick Short Dividers
- D** 1" | 25mm Thick Convoluted Foam Pad



MODEL	CONTENTS	STANDARD LAYOUT	MODEL	CONTENTS	STANDARD LAYOUT
905 908	1x Base 2x Long Dividers 1x Short Dividers 1x Convoluted Foam Pad		915	1x Base 1x Long Dividers 4x Short Dividers 1x Convoluted Foam Pad	
DIMENSIONS (L x W x H) interior	905 - 7.5 x 6.5 x 5" 191mm x 165mm x 127mm 908 - 7.5 x 6.5 x 5" 191mm x 165mm x 127mm		DIMENSIONS (L x W x H) interior	6 x 4 x 5" 152mm x 102mm x 127mm	
WEIGHT	905 - 0.45lbs 0.20kg 908 - 0.70lbs 0.32kg		WEIGHT	0.75lbs 0.34kg	
918	1x Base 1x Long Dividers 6x Short Dividers 1x Convoluted Foam Pad		920	1x Base 2x Long Dividers 9x Short Dividers 2x Strap 1x Convoluted Foam Pad	
DIMENSIONS (L x W x H) interior	13 x 8 x 5.5" 330mm x 203mm x 140mm		DIMENSIONS (L x W x H) interior	13 x 9.5 x 3" 330mm x 241mm x 76mm	
WEIGHT	1.15lbs 0.51kg		WEIGHT	0.95lbs 0.43kg	
923	1x Base 3x Long Dividers 2X Medium Dividers 10x Short Dividers 2x Strap 1x Convoluted Foam Pad		925 930 933	1x Base 3x Long Dividers 2x Medium Dividers 10x Short Dividers 2x Strap 1x Convoluted Foam Pad	
DIMENSIONS (L x W x H) interior	15 x 9.7 x 2.5" 381mm x 246mm x 64mm		DIMENSIONS (L x W x H) interior	925 - 15.5 x 10.5 x 3.5" 394mm x 267mm x 89mm 930 - 15.5 x 11.5 x 3.5" 394mm x 292mm x 89mm 933 - 16 x 12 x 6.5" 406mm x 305mm x 165mm	
WEIGHT	0.85lbs 0.39kg		WEIGHT	925 - 1.10lbs 0.50kg 930 - 1.65lbs 0.75kg 933 - 2.30lbs 1.04kg	
935	1x Base 3x Long Dividers 2x Medium Dividers 10x Short Dividers 2x Strap 1x Convoluted Foam Pad		938	1x Base 2x Long Dividers 8x Medium Dividers 4x Short Dividers 2x Strap 1x Convoluted Foam Pad	
DIMENSIONS (L x W x H) interior	19 x 9.5 x 4" 483mm x 241mm x 102mm		DIMENSIONS (L x W x H) interior	20 x 11 x 8.5" 508mm x 279mm x 216mm	
WEIGHT	1.30lbs 0.59kg		WEIGHT	3.00lbs 1.36kg	
940	1x Base 3x Long Dividers 3x Medium Dividers 10x Short Dividers 2x Strap 1x Convoluted Foam Pad		945	1x Base 4x Long Dividers 2x Medium Dividers 10x Short Dividers 2x Strap 1x Convoluted Foam Pad	
DIMENSIONS (L x W x H) interior	18.5 x 13 x 4.5" 470mm x 330mm x 114mm		DIMENSIONS (L x W x H) interior	20.5 x 16 x 5" 521mm x 406mm x 127mm	
WEIGHT	2.30lbs 1.04kg		WEIGHT	2.55lbs 1.16kg	

MODEL	CONTENTS	STANDARD LAYOUT
950	1x Base 3x Long Dividers 11x Short Dividers 2x Strap 1x Convoluted Foam Pad	
DIMENSIONS (L x W x H) interior	18.5 x 13.5 x 7" 470mm x 343mm x 178mm	
WEIGHT	3.00lbs 1.36kg	

MODEL	CONTENTS	STANDARD LAYOUT
955	1x Base 2x Long Dividers 8x Medium Dividers 4x Short Dividers 2x Strap 1x Convoluted Foam Pad	
DIMENSIONS (L x W x H) interior	20 x 15 x 6.5" 508mm x 381mm x 165mm	
WEIGHT	2.90lbs 1.32kg	

MODEL	CONTENTS	STANDARD LAYOUT
960	Upper tray 1x Base 2x Long Dividers 15x Short Dividers 1x Convoluted Foam Pad Lower tray 1x Base 2x Long Divider 8x Medium Divider 4x Short Dividers 2x Strap	
DIMENSIONS (L x W x H) interior	Upper tray -20 x 15.5 x 3" 508mm x 394mm x 76mm Lower tray -20 x 15.5 x 6.5" 508mm x 394mm x 165mm	
WEIGHT	Upper tray - 2.30lbs 1.04kg Lower tray - 2.60lbs 1.18kg	

MODEL	CONTENTS	STANDARD LAYOUT
963 965	Upper tray 965 1x Base 2x Long Dividers 15 x Short Dividers 1x Convoluted Foam Pad Lower tray 963 965 1x Base 3x Long Divider 8x Medium Divider 4x Short Dividers 4x Strap	
DIMENSIONS (L x W x H) interior	Upper tray -27 x 16.5 x 3" 686mm x 419mm x 76mm Lower tray -20 x 16.5 x 8" 508mm x 419mm x 203mm	
WEIGHT	Upper tray -2.90lbs 1.32kg Lower tray -4.20lbs 1.91kg	

MODEL	CONTENTS	STANDARD LAYOUT
968	1x Base 2x Long Dividers 11x Medium Dividers 4 x Short Dividers 4x Strap 1x Convoluted Foam Pad	
DIMENSIONS (L x W x H) interior	20 x 20 x 9" 508mm x 508mm x 229mm	
WEIGHT	4.35lbs 1.97kg	

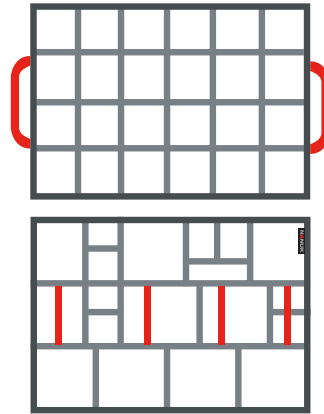
MODEL	CONTENTS	STANDARD LAYOUT
970	Upper tray 1x Base 3x Long Dividers 12 x Short Dividers 1x Convoluted Foam Pad Lower tray 1x Base 3x Long Divider 12x Medium Divider 4x Short Dividers 4x Strap	
DIMENSIONS (L x W x H) interior	Upper tray -22.5 x 22.5 x 3" 572mm x 572mm x 76mm Lower tray -22.5 x 22.5 x 8" 572mm x 572mm x 203mm	
WEIGHT	Upper tray -3.20lbs 1.45kg Lower tray -4.40lbs 2.0kg	

MODEL	CONTENTS	STANDARD LAYOUT
-------	----------	-----------------

975

Upper tray
1x Base
3x Long Dividers
20x Short Dividers
1x Convoluted Foam Pad

Lower tray
1x Base
2x Long Divider
12x Medium Divider
4x Short Dividers
4x Strap



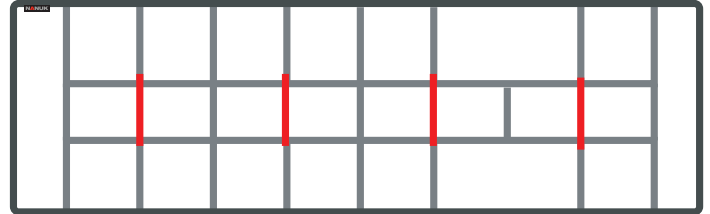
DIMENSIONS (L x W x H) interior
Upper tray-27.60 x 18.90 x 3" | 701mm x 480mm x 76mm
Lower tray-27.60 x 18.90 x 10.25" | 701mm x 480mm x 260mm

WEIGHT
Upper tray- 3.10lbs | 1.41kg
Lower tray- 5.30lbs | 2.40kg

MODEL	CONTENTS	STANDARD LAYOUT
-------	----------	-----------------

988

1x Base
2x Long Dividers
5x Medium Dividers
12 x Short Dividers
1x Convoluted Foam Pad



DIMENSIONS (L x W x H) interior
39.76 x 11.67 x 9.32" | 1001mm x 296mm x 237mm

WEIGHT 6.11lbs | 2.77kg

Installation

1. Inspect your divider set to ensure that all required parts have been included in the package. Refer to this sheet to find the contents list for your specific case model.
2. The configuration of the dividers within the divider base is customizable to fit your particular items. Refer to this sheet for drawings of the standard layout.
3. Fold all four sides of the base upwards. Attach the corners of the base sides with the hook and loop fastening system.
4. After you have decided on your preferred configuration of the dividers begin by installing the longest dividers. To aid with installation, a piece of loose paper can be positioned between the dividers and the base. Once positioned, remove the paper to attach the hook and loop fasteners. Continue by placing the smaller dividers into position.
5. Once the dividers have been put in place the divider kit can be installed into the case.
6. Complete the installation by installing the convoluted foam in the top of the case.

Care

If the padded divider set needs to be cleaned, a soft damp cloth with mild soap should be used. Tough stains may require the use of a spot stain remover.